

# NEBRASKA

Good Life. Great Mission.

---

**DEPT. OF HEALTH AND HUMAN SERVICES**



# NEBRASKA CHILD AND MATERNAL DEATH REVIEW TEAM — INTERIM REPORT FOR 2016

The Nebraska Child and Maternal Death Review Team (CMDRT) was established by the Nebraska Legislature in 1993, and charged with undertaking a comprehensive, integrated review of existing records and other information regarding each child death. Authority to conduct a similar process with maternal deaths was added in 2013.

The purpose of the CMDRT includes developing an understanding of the number and causes of maternal and child deaths, and advising the Governor, Legislature, other policymakers and the public on changes that might prevent them in the future. All deaths are reviewed, not just “suspicious” or violent ones. The team uses information in written records from state and local agencies, hospitals, private medical providers and others, along with the expertise of its members, to identify situations where, in retrospect, reasonable intervention might have prevented a death. The specific goals of these reviews are to:

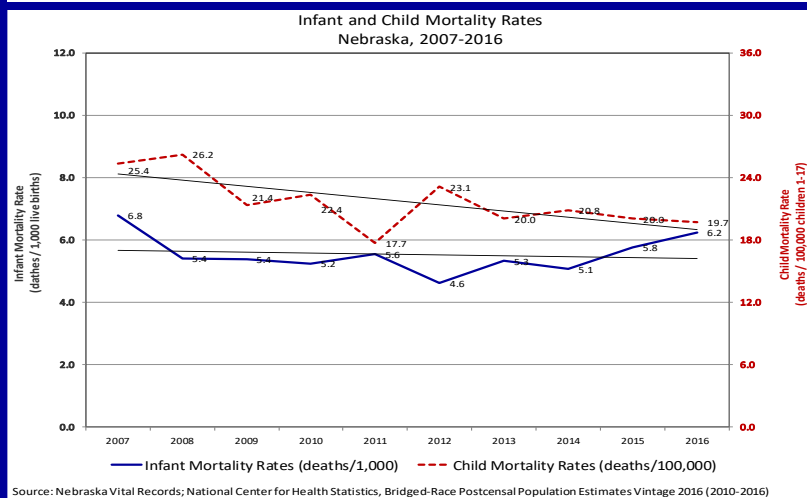
- Identify patterns of preventable deaths;
- Recommend changes in system responses to deaths;
- Refer to law enforcement newly-suspected cases of abuse, malpractice, or homicide; and,
- Compile findings into reports designed to educate the public and state policymakers about child deaths.

## TRENDS IN INFANT AND CHILD DEATHS, NEBRASKA, 2007-2016

Year	Number of Live Births	Number of Infant Deaths (age <1)	Infant Mortality Rate (deaths / 1,000)	Total Child Population* (ages 1-17)	Number of Child Deaths (ages 1-17)	Child Mortality Rate (deaths / 100,000)
2007	26,935	183	6.79	425,608	108	25.4
2008	26,992	146	5.41	427,389	112	26.2
2009	26,931	145	5.38	430,332	92	21.4
2010	25,916	136	5.25	433,671*	97	22.4
2011	25,722	143	5.56	435,441*	77	17.7
2012	25,939	120	4.63	437,223*	101	23.1
2013	26,094	139	5.33	439,185*	88	20.0
2014	26,794	136	5.08	441,427*	92	20.8
2015	26,678	154	5.77	444,159*	89	20.0
2016**	26,594	166	6.24	446,685	88	19.8

\*Child population estimates from U.S. Census Bureau, Vintage 2016, and are updated from Vintage 2015.

\*\*2016 data are provisional.

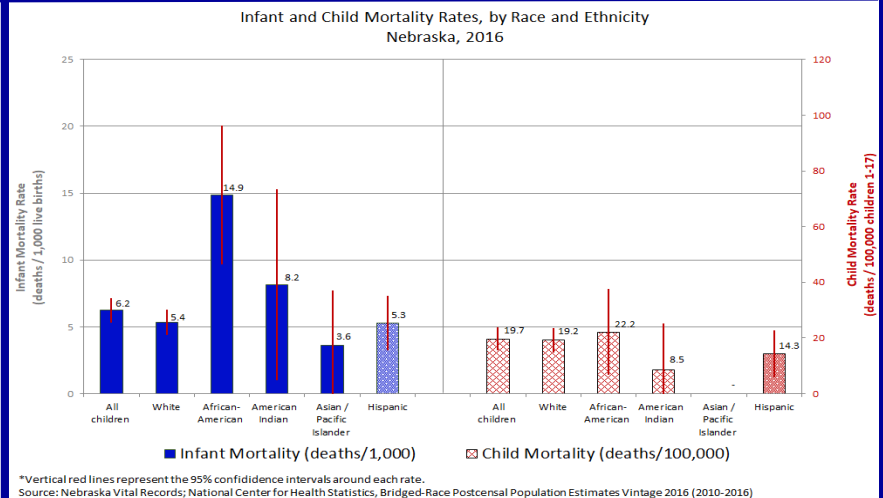


### Infant and Child Mortality Rates

- ◆ **Infants (less than 1 year old):** In 2016, at least 166 children died before their first birthday, a mortality rate (IMR) of 6.2 deaths per 1,000 live births. Overall, Nebraska’s IMR has been increasing since 2013. The 2016 rate is the highest since 2008, and was 23rd highest in the nation. It is also the first time since 2008 that Nebraska has not met the Healthy People 2020 goal of 6 deaths per 1,000 live births.
- ◆ **Children (ages 1 to 17):** 88 child deaths were recorded in 2016, a mortality rate (CMR) of 19.7 per 100,000 children. While the 10-year trend in the child mortality rate shows a significant decrease, the rate has declined only modestly since 2013 and has not regained the low level seen in 2011. Nebraska’s 2016 rate was the 36th highest nationally.

### Race and Ethnicity-Specific Mortality Rates

- ◆ **Infants (less than 1 year old):** The 2016 mortality rate (IMR) for African American infants was significantly higher than that of all other racial/ethnic groups except for American Indians, was the highest observed since 2004, and was 5th highest nationally. Over the past 10 years (2007-2016), only White infants have sustained a significant decrease in mortality.
- ◆ **Children (ages 1 to 17):** With relatively small numbers of deaths for most racial/ethnic groups, there were no statistically significant differences in Nebraska’s 2016 child mortality rates (CMR). No deaths were reported for Asian/Pacific Islander children. Over the past 10 years (2007-2016), only Hispanic children have sustained a significant decrease in mortality.



\*Vertical red lines represent the 95% confidence intervals around each rate. Source: Nebraska Vital Records; National Center for Health Statistics, Bridged-Race Postcensal Population Estimates Vintage 2016 (2010-2016)

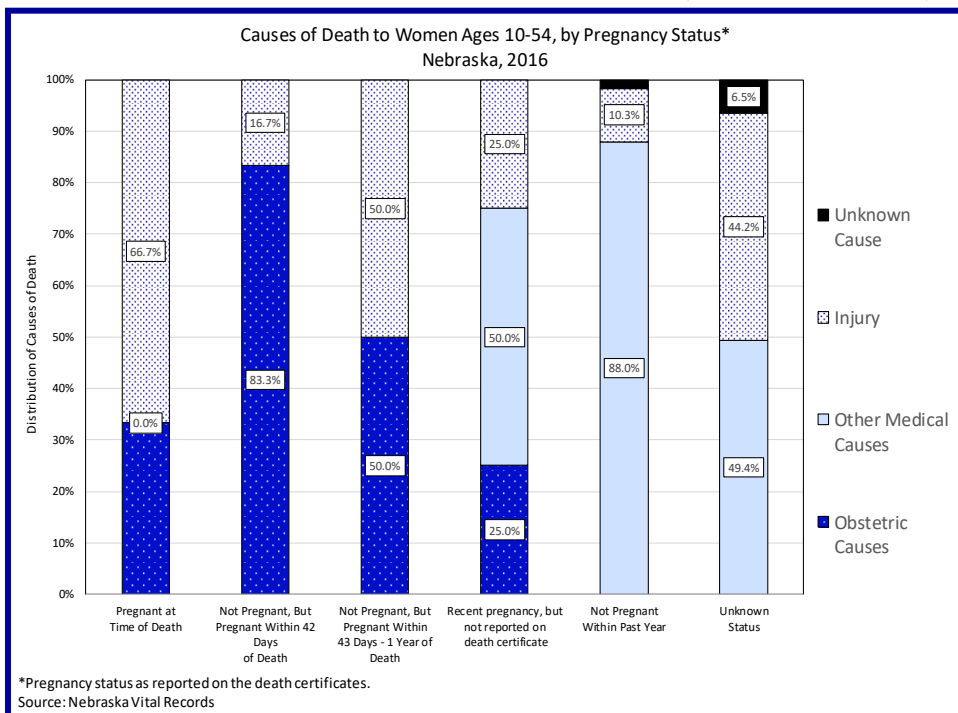
# INTERIM REPORT FOR 2016

Acquiring records for a calendar year of deaths, reviewing and analyzing the information and developing recommendations typically requires about 18-24 months. The team is currently finalizing the full report on deaths from 2014. However, in accordance with Nebraska Revised Statute §71-3407 (2012), this Interim Report presents an overview of deaths from calendar year 2016, using preliminary data derived solely from Nebraska death certificates. Causes of death, demographic and other factors, or even total number of deaths may change after in-depth review.

## CAUSES OF INFANT & CHILD (0-17) DEATHS, NEBRASKA, 2016

Manner and Cause of Death	Infants (< 1 year)			Children (1-17 years)			All Children (0-17 years)		
	Number of Deaths (%)	Infant Mortality Rate (deaths / 1,000)		Number of Deaths (%)	Child Mortality Rate (deaths / 100,000)		Number of Deaths (%)	Child (0-17) Mortality Rate	
Natural	139	77%	5.23	41	23%	9.29	180	71%	38.49
Cancer	0	0.0%	0.00	10	24.4%	2.27	10	5.6%	2.14
Respiratory Disease	5	3.6%	0.19	5	12.2%	1.13	10	5.6%	2.14
Prematurity	15	10.8%	0.56	0	0.0%	0.00	15	8.3%	3.21
Perinatal Conditions	64	46.0%	2.41	0	0.0%	0.00	64	35.6%	13.69
Congenital Anomalies	33	23.7%	1.24	8	19.5%	1.81	41	22.8%	8.77
SIDS; Abnormal Signs & Symptoms	8	5.8%	0.30	0	0.0%	0.00	8	4.4%	1.71
Other Natural Causes	14	10.1%	0.53	18	43.9%	4.08	32	17.8%	6.84
Unintentional Injury	6	19%	0.23	26	81%	5.89	32	13%	6.84
Motor Vehicle-Related	1	16.7%	0.04	12	46.2%	2.72	13	40.6%	2.78
Drowning	0	0.0%	0.00	6	23.1%	1.36	6	18.8%	1.28
SUID; Accidental Strangulation	3	50.0%	0.11	0	0.0%	0.00	3	9.4%	0.64
Other Unintentional Injury	2	33.3%	0.08	8	30.8%	1.81	10	31.3%	2.14
Homicide	4	44.4%	0.15	5	55.6%	1.13	9	4%	1.92
Homicide, Firearm	0	0.0%	0.00	1	20.0%	0.23	1	11.1%	0.21
Other Homicide	4	100.0%	0.15	2	40.0%	0.45	6	66.7%	1.28
Maltreatment	0	0.0%	0.00	2	40.0%	0.45	2	22.2%	0.43
Suicide	0	0.0%	0.00	14	100.0%	3.17	14	6%	2.99
by Suffocation / Strangulation	0	0.0%	0.00	8	57.1%	1.81	8	57.1%	1.71
by Firearm	0	0.0%	0.00	5	35.7%	1.13	5	35.7%	1.07
by Other Means	0	0.0%	0.00	1	7.1%	0.23	1	7.1%	0.21
Could Not Be Determined	17	-	0.64	2	10.5%	0.45	19	7%	4.06
SIDS; Abnormal Signs & Symptoms	16	94.1%	0.60	0	0.0%	0.00	16	84.2%	3.42
Other / Undetermined	1	5.9%	0.04	2	100.0%	0.45	3	15.8%	0.64
<b>Total</b>	<b>166</b>	<b>65.4%</b>	<b>6.24</b>	<b>88</b>	<b>34.6%</b>	<b>19.94</b>	<b>254</b>	<b>100.0%</b>	<b>54.31</b>

## PREGNANCY-ASSOCIATED DEATHS, NEBRASKA, 2016



The CMDRT began monitoring pregnancy-associated deaths in 2014. In 2016, at least 15 Nebraska resident women are known to have died either during or within one year of a pregnancy. The CMDRT and experts from the Nebraska Medical Association are reviewing comprehensive medical and legal records on these women; results will be reported with the full CMDRT report for 2016. However, Nebraska death certificates include a field for recent pregnancy, and provide basic information on causes of death.

Pregnancy-related causes included:

- ◆ Embolism (1 death)
- ◆ Unspecified obstetric causes (8 deaths)

Non-medical causes included:

- ◆ Motor vehicle-related incidents (3 deaths)
- ◆ Other unintentional injury (1 death)
- ◆ Suicide (1 death)

The Nebraska Child and Maternal Death Review Team is mandated by Nebraska Revised Statutes §71-3404 - 71-3409

For more information, contact Jennifer Severe-Oforah (402/471-2091; dhhs.cmdrt@nebraska.gov)

CMDRT reports are available at [http://dhhs.ne.gov/publichealth/Pages/lifespanhealth\\_cdrteam\\_index.aspx](http://dhhs.ne.gov/publichealth/Pages/lifespanhealth_cdrteam_index.aspx).